

The Trillium

Piedmont Chapter
North American Rock Garden Society
Chapel Hill, Durham, Raleigh, NC
www.facebook.com/piedmontchapterNARGS

What Got Left on the Cutting Room Floor

by Anne Spiegel — Photos provided by Anne Spiegel

Anyone who has ever had to prepare a talk knows the angst of editing pictures. All of the plants in my garden are my favorites. The ones that turn out not to be my favorites go to plant sales or to a neighbor who puts them in heavily watered, super-rich soil and then assumes they were annuals when they don't reappear the following spring. The plant pictures on the cutting-room floor are all loved for various reasons and it's really hard to leave any of them behind when you feel they are equally deserving. When I was asked to contribute something for *The Trillium* newsletter, it seemed the perfect time to talk about some of the plants that didn't make the cut through no fault of their own.

There is never time to talk about the garden that is being made at the bottom of our property next to the road. What had originally been a small stream was turned into a pond by the former owner. It was basically a 14-foot-deep hole that covered one-third of an acre, and home to very large turtles, water snakes, and muskrats. The land across from us was sold to build MacMansions and the developer needed our permission for drainage. The *quid pro quo* was filling the pond and

turning it back into a stream. For the first time, I had an area that was wet year-round with a small stream and springs and with room for all sizes of plants. It is also the one place where there is no rock. A sloped, shaded area was filled with rodgersias, *Ranunculus aconitifolius*, *Darmera peltata*, *Aesculus parviflora*, hellebores, cimicifugas, astilbes, and

primulas. On either side of the stream are *Primula japonica*, camassias, *Iris ensata*, *Iris sibirica*, *Trollius europaeus*, daylilies, and



Ranunculus aconitifolius



Iris ensata



Primula japonica



***Caltha palustris*—double form**

Caltha palustris (double flowers). It was a surprise to learn that many “shade” plants are perfectly happy in full sun when their feet are constantly moist. Ligularias were unfortunately too successful and were dug up and moved in front of the 8-foot fence that was added after several years of planting and having the “antlered rats” eat everything. Now I have both moisture and no deer damage, any Northeastern gardener’s dream.

Above the front cliff *Eranthis hyemalis* starts the season in early March. It will bloom as the last of the snow is melting. I

learned to dig up a patch in bloom and move it to increase the size of the planting. Now it cuts a wide swath in the light shade of an old lilac tree, and will be followed by galanthus, epimediums and American ginger (*Asarum canadense*) that have just been allowed to spread. It’s a no-upkeep planting which increases in size.

Early in April the incredibly dissected, fleshy foliage of *Lomatium grayi* appears. From seed, the foliage exhibits variation,



Eranthis hyemalis

always very dissected but some like a really fine filigree. A member of the Apiaceae, it is known as “biscuit root” and “Gray’s desert parsley.” The bright yellow flowers are held in flat umbels above leafless stems and the large flat seeds turn chocolate brown when ripe, which is another decorative element. It goes dormant in summer. The plant makes many seedlings right around the mother plant which immediately develop a thick, strong taproot, making moving even small seedlings difficult. The young stems and roots were a staple for the Paiute Indians of the American



Lomatium grayi

West. The older root was also edible but not very tasty and was called starvation root. This is a western plant of open, dry rocky places with an average annual rainfall of 10 to 20 inches. Despite this, it has done very well in my garden.

Another April-blooming plant is *Paeonia tenuifolia*, the fern-leaf peony. If it never flowered you would still love it for the delicate-looking, very finely divided foliage, but the flowers make this a “must-have” plant. Mine has single, deep-red flowers which will last a week unless there is a hard rain. You plant it where you want it and then just let it grow. Here it doesn’t seem to mind strong sun and



Paeonia tenuifolia

drought and wind. The plant is late-summer dormant. It can be divided but I've never had the nerve to do it. Sometime after it has finished blooming the flowers of *Paeonia peregrina* will start. These are



Paeonia peregrina

also red and the petals surrounding the boss of gold stamens are so shiny they almost look plastic. The foliage is deep green and more typical for a peony. Supposedly it must be protected from wind, sun, and drought, but that is its typical diet here and it grows and flowers very well anyway. Both of these peonies are very desirable in the garden and bloom before the usual border peonies.

Glaucidium palmatum 'Album' is a gorgeous shade plant which was a gift originally from Harold Epstein's beautiful woodland garden in Larchmont, New York.

The large leaves are a fresh green and the stunning white flowers are huge. It seems to be able to go dormant towards late summer if the drought is very bad and come back again in the spring. In this garden that's a huge plus. Harold was incredibly generous, always bringing gorgeous woodland plants to my sunny, windy garden on his visits. These included *Trillium grandiflorum* and *Sanguinaria canadensis* (both with double flowers), and *Iris gracilipes*. Harold and his wife Esta and I would walk around the garden and he would choose a spot to try his latest gift. Many of the original plants he brought are still going strong. I lived in dread that he would notice if I had killed one of his plants, but if he did he never said anything.



Glaucidium palmatum

When you are the owner of a very dry garden, you can entertain certain plants which might come under the classification of "garden thugs." Several of them are planted and enjoyed here without the usual ill effects but my favorite is probably *Ranunculus ficaria* and its many hybrids. One of the most decorative is *Ranunculus ficaria* 'Flore Pleno', an early spring bloomer. This one has made a lovely mound a few inches high of dark green leaves with double yellow flowers. It




***Ranunculus ficaria* 'Flore Pleno'**

is an excellent form that stays tight and is very well behaved. Another of the so-called thugs is *Asarina procumbens* 'Nana'. The foliage is soft and gray-green, the flowers are large and pale yellow –



***Asarina procumbens* 'Nana'**



if it didn't have such "taking" ways, it would be high on any gardener's list of desirables. It is not truly hardy here but maintains itself with self-sowing. Often, I will twitch out a tiny seedling and literally paste it into a hairline crevice on the cliff. Enough will take to make a nice display on what appears to be a solid wall of rock. It seems to be able to grow anywhere, happy here in shade and also in sun.

My garden is not a place where you will find the *Kabschia* saxifrages with their gorgeous flowers or the many blues and purples of mounds and cascades of campanulas. Two enemies of these beautiful plants are always here in abundance: summer heat and drought. To that add humidity for during the worst of the summer we have the really dreadful combination of heat and humidity accompanied with long periods of drought. The silver saxifrages will do reasonably well here and are



Silver Saxes tufa bed

well loved, but theirs are not the brilliantly colored flowers that rock the garden. The "mossy" saxifrages are also a failure here with one exception – *Saxifraga cebennensis*. This was a plant given to me many years ago by Ellie Spingarn, a wonderful rock gardener and plantswoman who gardened in Redding,

Connecticut. Like any-

one who has gardened for a long time, my rock garden is also a friendship garden. The daily working tours are accompanied by remembrances of the people who gave me plants to try and who encouraged all my garden building projects. Although

Saxifraga cebennensis (one of the "mossies") is not supposed to tolerate drought or much sun and is recommended for alpine house culture, it has flourished here for many years. It is planted in a trough next to a piece of tufa, which seemed a reasonable thing to do since it inhabits limestone areas of the Cévennes Mountains of France. The trough was placed north of the house, receiving shade by mid-afternoon from a large tree. It did very well despite long periods of summer drought, because a few hanging plants were in the area and those did get watered sometimes. Any fallout spray would reach the trough and keep its occupants happy. *Saxifraga cebennensis* forms a low mound with large, brilliant white flowers that make a lovely display. Years later, the tree was wiped out by a tornado and we replaced it with a lath shelter because the dog pen was now in strong sun. I still have the original plant which waxes and wanes according to weather conditions, but to be on the safe side I'm trying to grow it from seed, the preferred method of propagation.

A perfect understory plant for hellebores and epimediums is *Thalictrum kiusianum*, a dwarf meadow rue from Japan and Ko-



Saxifraga cebennensis



Thalictrum kiusianum



rea. The foliage emerges here in late spring after most of the hellebores have finished blooming. It takes a while to settle in but then starts to spread slowly. The soft, delicate foliage is followed by airy clouds of tiny, lavender, dainty starry flowers. No more than 6 inches high, it has seeded itself here but not enough, because you can't have too much of this charming plant. It seems indifferent to pH, and accepts quite a bit of sun although it has spread more in the shadier areas. It can be divided when the new growth appears in spring.

Many years ago, I was lucky enough to see *Aquilegia scopulorum* in Red Canyon in southern Utah, where it grew on a very steep, sliding scree. The population was not concentrated but appeared here and there as far up as I could see. The plants were quite variable both in size and flower color. They ranged from a scant few inches to a foot high with pale to dark blues, soft lavenders to purples, and lovely bi-colors, many of which would have taken pride of place in any rock garden. No matter the size of the plant, the flowers were large and immediately identifiable by their ridiculously long spurs. It was a very dry area but they will grow and stay here for a number of years, probably best planted in a trough and far away from any other aquilegias, because the genus as a whole has some of the garden's most promiscuous plants.



Aquilegia scopulorum




Astragalus loanusa

Astragalus loanusa is a rare endemic of Sevier County, Utah, which seems to be the home of a number of really great plants. This treasure is quite small with a number of silky-haired paired leaves surrounding the caudex. The large flowers sit straight up around the plant and are white with purple tipped keels. It's found on slopes of volcanic gravel and needs sun and excellent drainage in the garden. The seed pods are large with silver hairs. It actually made several pods in

the garden but some critter ate them before they were ripe enough for harvesting. Even in the wild, collecting astragalus seed pods can be very frustrating because when you open them up to harvest the seed you often find that tiny bugs have gotten there before you and have damaged a lot of the seed.

Penstemon debilis grows in western Colorado with only a few known locations in Garfield County. It's also called the "parachute" penstemon due to its proximity to Parachute, Colorado. It grows on very steep, south



Penstemon debilis



facing, unstable oil shale slopes, at elevations from 5,500 to 9,100 feet. It is a xeric plant with succulent, glabrous leaves that are a pale, almost blue green. The flowers in the one I grow are large, funnel-shaped, and the palest of pinks. *Penstemon debilis* is soboliferous, which means as the unstable slope on which it grows moves inexorably downward and the leaves start to get buried, the stems are able to elongate and the plant is able to unbury itself. A mature specimen could have the roots anchored quite some distance above the plant. The plant was discovered in 1986 and is currently listed as threatened. I grew this years ago from Alan Bradshaw's Alplains seed company (collected when it was okay to do so), and from the resulting seedlings only one survives, but it has been in the garden for quite a few years. Each spring there's a celebration when the plant reappears because there may never be a chance to grow this one again and it is really lovely and very different. Alan described the habitat from which he collected the seed and it sounded like a "near-death" experience. It was growing in a steep, shifting scree below cliffs, with the scree sliding towards a sheer drop. He described the plants as rambling through the scree. In my garden conditions (very lean scree), it has grown as a low mound. It makes you appreciate seed collectors and understand why some seeds are expensive. The only caveat here had been that the foliage which is so beautiful can be disfigured by too much rain. The same could be said for lewisias but it certainly hasn't stopped me from growing them. In all the years this plant has been in my garden I've never been successful at harvesting seeds nor has it self-sown.

Erigeron scopulinus is the smallest erigeron of my acquaintance, but definitely one of my favorites. It makes a closely-knit mat of small linear leaves of a bright dark green, a wonderful foil for the brilliant white daisies that are almost stemless. A dainty looking plant from Arizona and New Mexico where it grows on ledges and cliff crevices, it's actually very hardy and seems to be as tough as nails. It is drought tolerant but not xeric, although it managed to survive last summer's horrific drought. If you want to plant it in a trough make sure it's a big one because it will spread, especially when it



Erigeron scopulinus



Edraianthus pumilio

is well watered. I've always been tempted to try under planting it with small bulbs.

Edraianthus is a genus in the Campanulaceae and many of the species are excellent in the rock garden. Probably high on any gardener's list would be *Edraianthus pumilio*, a gorgeous plant for tufa and scree. It forms a very tight cushion of narrow silvery leaves and the flowers completely cover the plant with closely packed upturned bells. The flower color is variable



and I've grown one that was a soft lavender blue and others that were a rich dark purple. It comes from limestone cliffs and crevices in the Balkans and is grown here in a tufa crevice bed. It gets full sun and wind all day and has been an easy keeper without problems. This was a bit surprising to me since its relatives, the campanulas, really don't like my garden. I read somewhere that Zone 6 is the low limit of its hardiness but the plant has grown here for over 20 years in a Zone 5a/4b garden. I guess you can't believe everything you read.

Sedum cauticola 'Lidakense' blooms at the end of the summer and into the fall when there is not much color in the rock garden. This variety has dark red-pink flowers, contrasting beautifully with the silver-blue fleshy leaves. This is not a sedum you will regret planting because it seeds itself sparingly, just enough for you to dig out the occasional seedling and plant it in another part of the garden that needs some Fall color. I grow it here on top of a wall and it managed somehow to seed itself in the wall itself. It's very easy to grow, but considering the "taking ways" that too many sedums have, it might be good idea to grow it lean.



***Sedum cauticola* 'Lidakense'**



Hypericum cerastioides


Hypericum cerastioides, a plant from Turkey, has been growing in my garden since 1981, a testament to its longevity. It's also a plant of wonderful attributes – large yellow flowers, wonderful blue-green foliage, and it seeds itself just enough that you never have to worry about losing it. It grows here in a lean scree with full sun and is watered only by Nature. It blooms in late spring and will sometimes rebloom during the summer when it likes the conditions.

In the Dolomites in Italy, *Globularia cordifolia* is found

above tree line growing in limestone rubble. *Globularia cordifolia* subsp. *nana* is one of the mainstays in my garden. It is a smaller plant but still distinct from *Globularia repens* which is even smaller. It makes an ever increasing adpressed mat which has the ability to flow over obstacles (such as rock) that might be in its path. It gets woody with age but is still covered with the small dark green leaves and continues to flower well. The flowers range from the pale blue of this form to the dark blue of *Globularia trichosantha*, which is a larger plant in all respects.



Globularia cordifolia nana



Lilium bulbiferum var. *croceum* is one of the glories of the Dolomites when in bloom. A brilliant orange showstopper in its habitat of mountain meadows and hillsides, at its full height of 3 to 4 feet it stands above most of its neighbors and telegraphs its presence from some distance. The large, wide open, unscented up-facing flowers have an interior flare of paler yellow-orange dotted with dark chocolate spots. The Latin for “bearing bulbs” is *bulbiferum*,



Lilium bulbiferum* var. *croceum

and the plant has tiny aerial bulbs along the stems. It prefers sun and alkaline soils but will grow well in lightly acidic soils. It also wants consistent moisture, which it doesn't get here, but that simply means the growth is slower and the plants a bit lower at 2 feet. It is generally considered to be a fast grower.

Saponaria x olivana has been in my garden since 1980. I think of it as the “tonsured monk” of the garden because it starts blooming on the outside ring of the tightly leaved low mound and stays that way for some time before the flowers begin opening towards the center and it becomes a solid mass of color. The flowers are really luscious, a soft pink and very large (*Saponaria x olivana* ‘Bressingham’ is a darker pink and lovely in bloom, but the flowers are tiny in comparison). In all the years I’ve grown this plant it has never



Saponaria x olivana



Centaurea pindicola

produced a seedling. It grows from a strong central taproot and unfortunately no part of my plant has ever layered itself (called the lazy man’s propagation trick, which works very well with some penstemons).

If the pretty little annual blue bachelor’s buttons are the only thing that comes to your mind when centaurea is mentioned, you are missing a wealth of lovely and interesting plants for the rock garden. *Centaurea pindicola* from Mt. Olympus in Greece is one of the stars of this large genus. Known also as the “Pindus Star Thistle,” the plant has rosettes of large, deeply lobed grey-green leaves that have long silver hairs. The white thistle flower is huge with

very narrow petals divided in three at the end and sits right on the rosette. Towards the center of the flower there are some scattered black petals, which I've heard described as looking like long eyelashes. This may be a bit fanciful, but the contrast is quite wonderful. This has been growing peacefully in a sunny scree for some years and just recently I learned that it was fairly rare and not found in many gardens. My original plant came from Maria Galletti, the owner of the former Al-



Centaurea chrysantha

pines Mont Echo Nursery in Canada. Another very nice one for a limestone scree is *Centaurea chrysantha*. It has golden thistle flowers sitting on a rosette of leaves so felted with silver hairs that the rosette appears to be white. When the flowers finish you see the long chocolate spines on the calyx which are very decorative (and very sharp). Although they have not been registered as lethal weapons, wise gardeners will approach only with very tough gloves.

All of the rock garden convolvulus are really beautiful, floriferous plants, usually flowering in brilliant whites starting in June. *Convolvulus suendermannii*, which is supposed to be hardy to Zone 2, has large, clear pink flowers and it flowers on and off all season. After flowering it seems to take a brief rest and then buds start to form again. This summer this happened also with *Convolvulus compactus* for the first time. The leaves are also very beautiful – long and narrow, with distinct veins, and a lovely silvery-gray thanks to the densely covering silver hairs. It is a wonderful plant for full sun and a deep, lean scree to accommodate the taproot. In Nature the convolvulus species, so cherished by rock gardeners, become very woody with age, the taproot extending and looking almost like a small trunk.




Convolvulus suendermannii

All of the plants discussed have one thing in common—their value in the garden. The value varies: it could be beauty, color, size, ease of culture, longevity, dependability, or length of bloom time. That they all were on the cutting room floor is due to time constraints and nothing else. There are still many plants left not mentioned, but at least I've had the pleasure of praising some of them. ❧

Anne Spiegel gardens on rock in LaGrange, New York, within the Hudson Valley region.

She has served on various NARGS committees and was awarded the NARGS Millstream Garden Award in 2011 for an "Outstanding Rock and Alpine Garden."

Anne and her husband make annual treks in the Dolomites each spring.



Introducing 2017 New Members



James and Anita Hollister

Why did I join NARGS? Well I guess I have developed a pretty strong thirst for plant knowledge and NARGS seems to be a pretty good place to attempt to quench it. I think I have had an interest in plants and gardening for as long as I can remember. My grandmother had a wonderful garden full of iris and peonies and cleome as well as tomatoes and peppers. Not to mention ferns and hostas. I remember she was tormented by snails and that she was an active garden club member in Delavan, Wisconsin. My mother also kept a garden. I remember iris and portulaca along the driveway to our bungalow in Berwyn, Illinois. My wife Anita and I have always planted in whatever backyard we had, but I never recognized this urge to plant as a passion until after I retired. I finally real-


ized that putting things in the ground and seeing them come up and thrive and surprise me gives me a thrill. An itch I need to scratch. Since retirement, I have embraced this growing addiction. I buy plants like a crazy man and am still in the process of expanding beds even though we live on a Cary third acre lot. For us it is mostly shade. Our initial shade stalwarts were hosta and liriopse. Unfortunately, the tremendous hail last year massacred our hostas, and we were reminded of it for the rest of the year. We are drawn more these days to plants that remain evergreen since they add signs of life to the winter months. We love hellebores, heucheras and evergreen ferns. We visited a garden last year in Raleigh that was primarily conifers. I could hardly believe my eyes. Beautiful vistas each way I turned. So of course we had to take a trip to Architectural Trees and load the car. Now in spring, every day is exciting as we see new plants emerge from winter slumber... sometimes a great surprise because I thought they were dead.

I am also happy to interact with people who are not plant-blind. I have come to believe that appreciating plants is kind of like learning a foreign language. Most people can look right past a garden or landscape. It may be green or have some flowers in it, but that's it. It might as well have been green asphalt. I had someone ask me one time after looking at the garden... "so are you almost done?" Done? I will be done when they pry the spade from my cold dead fingers.

I lived in France for a while, and to my shame never learned the language very well. I could listen to a conversation or a speech and pick up a few phrases along with a number or day of the week, but none of the richness that others were getting. I think that is the way it is for a lot of people. Where you or I might see hellebore, hosta, fatsia and hydrangea, someone who is plant-blind sees green stuff. I am happy to report however that this plant language can be learned/absorbed. I have seen family members who in the past only thought there were two flowers... the red ones... roses and the yellow ones... daffodils discover lots more and actually get excited about hellebores and hydrangeas.

Anita is also a member. She comes to her love of plants through her father's side of the family. Her dad, to her mother's chagrin (Mom wanted vegetables), planted only flowers in her yard as a child. Her father's mother had been a "flower girl" and tended the gardens at an estate near Pittsburgh, and always kept a garden at her home.

So that is us. We are looking forward to some great presentations. 🌸



Why did you join the NARGS Piedmont chapter?

I had been to many of your meetings over the last few years for the excellent speakers, and with Raulston Blooms coming up and requests for help at that event, I decided it was time to give back, and joined at your March meeting. I helped out in the booth Saturday afternoon, and helped lug leftover plants to Amelia's and others' cars during cleanup.

What is a plant you love? What is a plant you hate?

Love: Oh, that's tough to name just one. Camellias, especially sasanquas and the species. I prefer simple, single flowers, and the creamy almost primrose yellow ones. I have maybe 60 camellias in my garden. Maybe not a very rock-gardeny plant! Hate: Japanese stiltweed, Liriope, and chickweed.

That someone else would do it who would do better at keeping up with it, and that visiting children wouldn't pull out the tags.

If you had to choose, woody or herbaceous plants?

Woodies. They're less work over the long haul. I love playing with the different leaf textures and colors of shrubs and small trees.

What do you like best about NARGS?

Excellent speakers on a variety of topics. Saturday morning meeting time. Interesting plants brought to each meeting. Hoping to make gardening friends with whom to share information and plants.

One thing I wish the chapter would do...

Have as their sub-motto, "You don't have to have a rock garden!" That kept me away from meetings for a very long time. At Raulston Blooms, I'd see people approaching the booth, look up to read the banner, their eyes would glaze over, and they'd keep walking.

Something people might be surprised to know about you or your garden?

That's tough. Maybe that an environmental studies/hydrology major ending up with a first career at IBM as a systems engineer, and a second career repairing video game systems, which my children were never allowed to play. Maybe that my garden is more interesting and enjoyable in the colder 8 months of the year, than the warmer 4. I have tons of winter interest plants and prefer gardening without heat, humidity, or bugs. Or, that I have been battling deer in this yard for the last 15 out of 30 years, and have learned some good tricks to defeat them. Or, that for about 15 years whitewater canoeing was my passion. When a surgery put that to an end 10 years ago about the same time my children left the nest, gardening took over my life. It always has been a strong interest of mine, but my husband says it is now an addiction.

I live on a fairly heavily wooded acre in northwestern Wake County, on a small lake, with very limited full sun or deep shade. Lots of tree root competition, dry part shade to part sun and very acidic clay with roots and rocks. The garden, a work in progress, is always open to visitors. I have a few areas I'm happy with, and am especially enthusiastic about the garden in the colder months. ♡



Marilyn Gist



Kurt and Anna Regensburger

Why did you join the NARGS Piedmont chapter? We joined NARGS Piedmont because of your great seminar on Prairie Restoration.

What is a plant you love? We love all things native as we feel they are the true representatives "the old soul" of our area and are under tremendous pressure.

What is your preference for labeling in your own garden? We are not really horticulturists, if we had to use Latin we would definitely mispronounce it, and don't really label.

If you had to choose, woody or herbaceous plants? Love diversity in all its forms.

What do you like best about NARGS? Your attachment to the arboretum and the interesting lectures on local topics.

One thing I wish the chapter would do... Continue focusing on local issues.

Something people might be surprised to know about you or your garden? We have a green roof garden as a patio from our second story bedroom, which I love.

I wish you had asked me about... We are very passionate about saving open space in the Raleigh area. We live on a 105-acre farm in Swift Creek and are restoring native prairie as part of our wedding venue. ♡

Ray Gonzalez and Karen Barbour


Ray and Karen are gardening as well as life partners: Ray propagates, mostly from cuttings, while Karen does the purchasing and, according to Ray, receives most of the credit for their lovely Cary garden!

The couple were intrigued by the Piedmont chapter's programs, especially those that relate to Ray's current scree garden project. There is less and less grass in the garden after the couple gave up on fescue completely and now replaced by a smaller centipede lawn and more gardens.

The yard is lightly browsed by local deer, who obligingly eat only the "sacrificial" kale Ray plants. In addition to vegetable gardening, Japanese maples are featured in the garden. In particular, Ray notes trees grown from seedlings of a maple at Rex Hospital, where he received successful cancer treatment. ♡



Ray Gonzalez



2017 NARGS Annual General Meeting
“Rock Gardening in the Southeastern U.S. – Past, Present, and Future”
November 17-19, 2017
Sheraton Imperial Hotel
Between Raleigh and Durham, I-40, exit 282 (Page Road)



Created by John Buettner

The 2017 Annual General Meeting (AGM) of NARGS will be in Durham, North Carolina and is being hosted by the Piedmont Chapter. The AGM will explore the past, present, and future of rock gardening in the southeastern and mid-Atlantic regions of the U.S.

The AGM will include a welcome reception and presentation on Friday evening, November 17; a full day of presentations on Saturday, November 18; and tours to three gardens in the Triangle area on Sunday (November 19). The conference fee is \$325 per member. Additional activities include an optional pre-conference, two-day guided tour of botanically interesting natural areas in North Carolina's Coastal Plain on November 15 and 16, and visits to public and private gardens in the Triangle area on November 17 (the pre-AGM activities on November 15-17 are dependent on the number of persons who sign up).

Additional information on the meeting as well as an on-line registration form are available on the meeting website (www.piedmontnargs.org). Registration will be limited to 120 participants. We hope you will join us!

Meeting Details

Speakers on Friday evening and Saturday are listed below. Additional information on the presentations is on the website.

Tim Alderton – Horticulturist at the JC Raulston Arboretum

Tony Avent – Internationally known plant explorer, hybridizer, and speaker; owner of Plant Delights Nursery and Juniper Level Botanic Garden

John Grimshaw – Internationally known plantsman, author of *Snowdrops: A Monograph of Cultivated Galanthus*, and director of the Yorkshire Arboretum, Castle Howard, England

Larry Mellichamp -- Author of *Native Plants of the Southeast*, former Director of the UNC- Charlotte Botanical Garden, and President of the North Carolina Native Plant Society

Jeremy Schmidt – Grounds and research staff, Juniper Level Botanic Garden


Andrea Sprott – Curator of the Elizabeth Lawrence Garden in Charlotte, N.C.

Joseph Tychonievich – Author of *Rock Gardening: Reimagining a Classic Style*, editor of NARGS *Rock Garden Quarterly*

Bobby Ward – Author of multiple books, including *Chlorophyll in His Veins: J. C. Raulston, Horticultural Ambassador*

Gardens: Sunday Nancy Goodwin's Montrose (Hillsborough); Plant Delights Nursery and, JC Raulston Arboretum (Raleigh).

Other activities during the meeting there will be plant and book sales/authors' signing, a silent auction and raffle. Although there will be no plant sales at the host hotel, participants will be able to purchase plants at Plant Delights Nursery and Montrose during the Sunday tours. Plant Delights will also be open for sales on Friday prior to the meeting (hours to be announced). The authors of several books written on the flora of the southeastern U.S. will be available during the meeting to autograph their books.



Schedule Overview

Friday, November 17

10:00 am	NARGS AdCom Meeting
12:30 pm	Registration desk opens
1:00 pm	NARGS Board of Directors Meeting
3:00 pm	Chapter Chairs Meeting
7:00 pm	Reception (heavy hors d'oeuvres, cash bar)
8:00 pm	Welcoming Remarks and Presentation

Early arrivers can go on your own to any of the gardens listed on the Open Gardens page of the website. Rather than arranging your own transportation and tours, you may want to sign up for the shuttle bus to local gardens described below.

Saturday, November 18

7:30 am	Continental Breakfast (coffee, tea, morning breads and pastries)
8:15 am to 4:30 pm	Speaker Presentations (break for included lunch)
6:00 pm	Reception and Book Signing (cash bar)
7:00 pm	Dinner
8:15 pm	NARGS Announcements and Awards
8:30 pm	Presentation

Sunday, November 19

7:45 am	Coffee and Tea
8:15 am	Depart for Garden Tours (boxed breakfast included)
12:00 am	Lunch (boxed lunch included)
4:30 pm	Return to hotel (transport to airport provided)

Pre-Conference Activities:

Wednesday and Thursday (November 15 – 16), a pre-conference tour of native plant communities, led by Dr. Larry Mellichamp. He has lead multiple botanic tours throughout the Carolinas (including the tours of the Appalachian Mountains following the 2004 and 2013 AGMs). Dr. Mellichamp is nationally known for his knowledge of the flora of the southeastern U.S., was Director of the University of North Carolina at Charlotte Botanical Gardens for 39 years, and has authored several books, including *Native Plants of the Southeast* published by Timber Press in 2014.

Locations to be visited during the tour include the Green Swamp Reserve, Lake Waccamaw State Park, and Jones Lake State Park. Flora that we will be looking for includes White Wicky (*Kalmia cuneata*), Coastal Fothergilla (*F. gardenii*), Coastal Azalea (*Rhododendron atlanticum*), Honey-cups (*Zenobia pulverulenta*), Coastal Summersweet (*Clethra alnifolia*), Long-leaf Pine (*Pinus palustris*), and many other coastal shrubs of pocosins, wetlands and forests. In addition, we should see late flowering Pine Barrens Gentian (*Gentiana autumnalis*), several ferns, various pitcherplants (*Sarracenia* spp.) and Venus Flytrap (*Dionaea muscipula*). The flora is the most diverse in North America. The flowering season will be over, but the specimens will still be quite evident.

Enrollment in the tour is on a first-come basis and is limited to 36 participants. There are currently 3 seats left (as of October 5). The tour will leave from the host hotel on Wednesday morning and will return on Thursday evening. All of the locations are relatively flat and hiking conditions are relatively easy, but depending on weather conditions may be muddy. Bothersome insects should be at a minimum. The cost of \$300 per person includes transportation, snacks and drinks during the tour, and overnight lodging (based on double occupancy, \$345 for single occupancy). Meals will be at local restaurants, with food selection and payment by each participant. You can register for the tour using the AGM registration form.

Friday (November 17), shuttle buses available for NARGS attendees to visit Juniper Level Botanic Garden & Plant Delights Nursery, Sarah P. Duke Gardens, and the North Carolina Botanical Garden. The buses will run in the morning (8:30 – 12:00) and afternoon (1:00 – 4:30). The buses to Juniper Level and Plant Delights will allow participants to spend roughly 3 hours on-site. The buses to Duke Gardens and NCBG will allow participants to spend roughly 1.5 hours at Duke Gardens and 1.0 hours at NCBG. The fee is \$25 per person for morning or afternoon transportation or \$40 for both. The service depends on having at least 10 people sign up for each trip. We are considering a tour of private gardens in the area; see the website for additional information.

Additional Information

Accommodations

Sleeping accommodations have been reserved at the Sheraton Imperial Hotel at a block rate of \$109 for a single king bed or two full beds (excluding taxes). Hotel reservations should be made on-line using the website link or by calling the hotel at 919-941-5050 or Sheraton's Central Reservations at 800-325-3535.

Meals

The conference registration fee includes receptions on Friday and Saturday night, a continental breakfast and lunch on Saturday and Sunday, dinner on Saturday, and snacks on Saturday and on Sunday during the tours. The Friday reception and Saturday dinner will highlight local food specialties. Wine, beer, and mixed drinks will be available for purchase during the evening receptions and dinners, but are not included in the registration fee. Additional information about meal options is provided below. Please indicate your food preferences on the registration form.

Saturday Lunch

Saturday lunch has two entrée options:

- Salad with grilled chicken or
- Vegetarian lasagna

Saturday Dinner

Saturday night, three entrees options are available:

- Grilled marinated turkey tenderloin with sweet potatoes and seasonal vegetable,
- Roasted pork loin with garlic roasted red potatoes and seasonal vegetable, or
- Napoleon of grilled vegetables and brown rice pilaf.

Two breakfast options will be available each morning. The meeting registration fee includes a continental breakfast on Saturday consisting of muffins, bagels, banana bread, and coffee or tea. Continental breakfast items will also be provided on Sunday morning while boarding the tour buses. If you want a wider variety of breakfast options (e.g., made-to-order omelet, bacon or sausage, waffle), the hotel's restaurant is available for purchase.

Sunday Lunch

A box lunch consisting of a sandwich or salad, chips or crackers, fresh fruit and a drink will be provided for lunch on Sunday. Snacks and water will also be provided during the Sunday tours.

If you have questions, send an email to chair@piedmontnargs.org or a letter to David White, 3 Ontario Ct, Durham, NC 27713.

Chapter Volunteers Needed for the Annual Meeting
November 17-19 at the Sheraton

You can sign up for the time period you prefer and the activity you would like to do at SignUp Genius. It's easy, just cut and paste

<http://www.signupgenius.com/go/10c044baca62fa02-agm2017>

to take you to the website and then click on the link **AGM 2017**.

Members do not have to create an account to sign up, and can change their signup at any time.

"For information, contact Cyndy Cromwell at: cacromwell2000@yahoo.com

Piedmont NARGS

Speakers Fall 2017/Spring 2018

November 17-19, 2017
NARGS Annual Meeting
Durham, NC

January 20, 2018
Piedmont Members' Presentations (TBA)
"Gardens and Travels"

February 10, 2018
Tim Alderton, Nancy Doubrava, Cyndy Cromwell, Chris Glenn
"Plantsman Tour of Wyoming"

March 17, 2018
Wesley Knapp
"Extinct Plants of North America"
N.C. Natural Heritage Program
Asheville, NC

April 21, 2018
Marta McDowell
"All the Presidents' Gardens"
Chatham, NJ

May 2018
Annual Picnic / Garden Visiting
(TBA)

Plant Profile: *Titanotrichum oldhamii*

By Amelia Lane

Common name: Woodland Foxglove

Family: Gesneriaceae

Category: Herbaceous Perennial


Primary uses: Woodland garden

Dimensions: 12" tall

Culture: Part sun to shade;
zone 7b; Blooms best with
regular moisture during the
summer and well drained
soil during the winter.

Color: Yellow bells
(foxglove-shaped) with red
centers – really beautiful!
Blooms in September and
October.

General information: This
hardy African violet cousin has fuzzy and crinkly basal
leaves that create a handsome clump. As with other fall
bloomers, it is a delightful surprise in the garden.





NARGS Piedmont Chapter Meeting

JC Raulston Arboretum

9:30 Gathering Time 10 am Program Begins

October 28, 2017

“Gardening on Rock”

Anne Spiegel

LaGrange, NY

Tony Avent Unusual Plants Auction

Goodies to Share



Sept	A—C	Jan	J—Me
Oct	D—Fi	Feb	Mi—P
Nov	Fi—H	March	R—T
		April	W—Z

BOARD OF DIRECTORS

Amelia Lane, Chair

Charlie Kidder, Immediate Past Chair

Bobby Ward, Vice Chair/Program Chair

Marlyn Miller, Secretary
David White, Treas.

BOARD MEMBERS AT LARGE:

Tim Alderton
Kirt Cox
Joann Currier
Tom Harville
Elsa Liner

TRILLIUM EDITOR

Marian Stephenson
Bobby Wilder, Distribution Manager

Bobby Ward, Quality Review Editor

OTHER SIGNIFICANT POSITIONS:

Plant Sale Manager: Charlie Kidder
Refreshments: Maurice Farrier

Message from the Chair

Remember last month I declared it Fall? Well we do have cooler nights, thankfully, but it is about the matter of some rain! I think we could all use some on our gardens, fields, and woodlands. I'm sure it will come, I just need to work on my patience and keep watering!


I hope you like the autumn time of the year as much as I do. True, it is a fading away of many things in the garden, yet I like to think of it as a much needed rest and time of rejuvenation. There is a lot going on under the ground's surface, new roots spreading, humus being created, and insect eggs deposited. This summer I had a group of Cicada Killers living around my brick patio. What an interesting group of wasps to observe. And such good diggers, creating a place for their eggs to hatch and feed on the Cicadas that they supplied! Nature is fascinating if we stop and watch.

Our October 28 meeting is another “don't miss” event! Anne Spiegel, from lower Hudson Valley area, New York, will be speaking about her natural and “woman made” rock garden. If you Google her name, you can see pictures of the garden to whet your appetite!! AND our own Tony Avent will be bringing plants for a special auction! I bet you will find there is a plant just for you!!

It's a busy Fall, and in a good way. Meeting with new and old gardening friends, giving a new home to a special plant, and looking ahead to the AGM, November 17-19. It's a great gardening area that we live in.

Mark your calendars for an event filled Fall with your Piedmont Chapter!! And if you have a special, very unusual plant for auction, bring it to the meeting.

See you on Saturday, October 28!!

Amelia Lane, Chair, Piedmont Chapter, NARGS 



Lasting Impressions' Open Garden & Garage Gallery Sale

**Saturday, October 21, 2017,
9am-noon, 4904 Hermitage Dr, Raleigh, NC**

Celebrate Fall in the Garden and Garage Gallery!

All **hypertufa troughs** and **concrete leaves** will be 20% off.
A great assortment of **plants** ready for your fall planting.

We hope you will stop by to visit and enjoy the garden!
Beth Jimenez and Amelia Lane, Lasting Impressions, partners